



2" Premium Transitionals

Blue Star Diamond Technology

The 2" Premium Transitionals result in a superior floor with reduced steps. Designed to transition from a metal bond diamond grinding process to a resin polishing process. Can run on medium and large planetary and rotary machines. Use Soft Grade with Very Hard Concrete and Standard Grade on most other types.



American Concrete Institute


Always advancing



PRODUCT FEATURES

- Reduces steps
- Mounts with velcro or boss/velcro
- Available in 30-400 grit
- Can be used wet or dry
- Long life (10,000-15,000 sq. ft.)
- Designed for smaller machines but can be used on large equipment

Item #	Size	Description	Boss	Grit	Product Hardness	Concrete Hardness
7275	2"	Premium Transitional	No Boss	30	Standard	Soft Med Hard
7276	2"	Premium Transitional	No Boss	50	Standard	Soft Med Hard
7277	2"	Premium Transitional	No Boss	100	Standard	Soft Med Hard
7289	2"	Premium Transitional	No Boss	200	Standard	Soft Med Hard
7278	2"	Premium Transitional	No Boss	400	Standard	Soft Med Hard
7169	2"	Premium Transitional	No Boss	800	Standard	Soft Med Hard
7170	2"	Premium Transitional	No Boss	1500	Standard	Soft Med Hard
7300	2"	Premium Transitional	No Boss	30	Soft	Very Hard
7301	2"	Premium Transitional	No Boss	50	Soft	Very Hard
7302	2"	Premium Transitional	No Boss	100	Soft	Very Hard
7304	2"	Premium Transitional	No Boss	200	Soft	Very Hard
7303	2"	Premium Transitional	No Boss	400	Soft	Very Hard



Adaptor shown is 8390E

BSDdiamond.com
BSDsales@BorideAbrasives.com

PHONE 231.929.2121
 TOLL FREE 800.662.0336
 FAX 231.943.2852





Made in the USA

BORIDE
 Engineered Abrasives

2615 Aero Park Drive | Traverse City, MI 49686

GRIND • HONE • POLISH • FINISH



			30	50	80	100	200	270	400	800	1500	3000	Concrete Hardness	
EASY EDGE	4"		◆	◆		◆		◆	◆				Soft Medium Hard Very Hard	
	5"		◆	◆		◆		◆	◆					
	6"		◆	◆		◆		◆	◆					
	7"		◆	◆		◆		◆	◆					
EDGE FLEX	5"		◆	◆		◆		◆	◆	◆	◆			
	7"		◆	◆		◆		◆	◆	◆	◆			
BSD CORNER TOOL	Triangle		◆		◆	◆		◆						
STANDARD Bond	PREMIUM TRANSITIONAL	3" NO Boss	◆	◆		◆	◆		◆					Soft Medium Hard
		3" WITH Boss	◆	◆		◆	◆		◆					
		2" NO Boss	◆	◆		◆	◆	◆	◆	◆				
		2" WITH Boss	◆	◆		◆	◆	◆	◆	◆	◆			
4 SEG FIRST CUT	3" NO Boss		30/40	60/80	120/140							Hard		
	3" WITH Boss		30/40	60/80	120/140									
BSD	3" NO Boss	◆	◆	◆	◆	◆		◆	◆	◆		Soft Medium		
	3" WITH Boss	◆	◆	◆	◆	◆		◆						
Resins	3" (Dry and Wet)							◆	◆	◆	◆	Soft Medium Hard Very Hard		
	2" (Dry Only)							◆	◆	◆	◆			
BSD Power Trowel PAD	11"		◆	◆	◆	◆	◆	◆	◆	◆	◆	Soft Medium Hard Very Hard		
	14"		◆	◆	◆	◆	◆	◆	◆	◆	◆			
SOFT Bond	PREMIUM 8 SEGMENT	3" NO Boss	◆	◆		◆	◆					Very Hard		
		3" WITH Boss	◆	◆		◆	◆							
	4 SEG FIRST CUT	3" NO Boss		30/40	60/80	120/140								
		3" WITH Boss		30/40	60/80	120/140								
	BSD	3" NO Boss	◆	◆	◆	◆	◆		◆				Hard	
		3" WITH Boss	◆	◆	◆	◆	◆		◆					

S

Soft
Concrete
2-3 MOHS
< 3000 PSI

M

Medium
Concrete
3-5 MOHS
3000-4000 PSI

H

Hard
Concrete
5-7 MOHS
4500-6000 PSI

VH

Very Hard
Concrete
7-9 MOHS
>6000 PSI